



British Columbia
Conservatory of Music

Grade 7

Theory

Examination

May 2019

Candidate Number: _____


Mark: _____ / 100



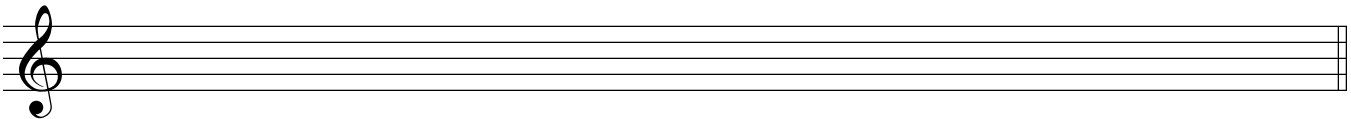
10

1. Write the following scales using **WHOLE** notes.


a) **Chromatic**, starting on C#, ascending and descending, using accidentals.




b) **G sharp minor melodic**, descending only, using a key signature and any necessary accidentals.




c) **B flat minor melodic**, ascending and descending using accidentals instead of a key signature.



d) Write the **parallel minor melodic** scale of **C major**, ascending and descending using accidentals instead of a key signature.



e) Write the **D minor natural scale**, descending only, using accidentals instead of a key signature.




2. Name the key of the following melody. Transpose it **down a major third**. Name the new key.

10



Key: _____



New Key: _____

3. Write the following using accidentals instead of a key signature:

10

- a) the **leading note triad** of **A minor** in second inversion; based on the *natural* scale.
- b) the **mediant triad** of **D sharp minor** in first inversion; based on the *harmonic* scale.
- c) the **dominant triad** of **B major** in second inversion.
- d) the **submediant triad** of **E major** in first inversion.
- e) the **supertonic triad** of **E flat major** in root position.

a) b) c) d) e)

10

4. a) Write the following intervals *below* the given notes.

_____ minor 6 _____ augmented 5 _____ major 7 _____ perfect 5 _____ diminished 4

b) Invert the above intervals and rename them.

5. The key has been given for each of the following **Dominant 7th chords**.

Complete the question by:

- 1) adding the **key signature** for each.
- 2) adding any necessary **accidentals**.
- 3) naming the **root** and
- 4) naming the **position** using *functional chord* symbols

10

Root: _____

Position: _____

Key: B major Eb major Bb minor A major C# minor

6. For each of the following:

- a. Name the KEY.
- b. Write a cadence at the end of each phrase.
- c. Label the chords of each cadence using *root quality* chord symbols and *functional chord* symbols.
- d. Name the type of cadence.

10

Key: _____

Cadence: _____

Key: _____

Cadence: _____

7. Match all of the following Italian terms in the left column with the English definition in the right column by placing the correct alphabet letter-name in the space provided.

/10

<i>ma</i>	_____	a) at liberty, somewhat improvisational
<i>simile</i>	_____	b) sadly, sorrowfully
<i>sforzando, sfz</i>	_____	c) in a playful manner
<i>agitato</i>	_____	d) but
<i>con brio</i>	_____	e) hold back the speed
<i>semplice</i>	_____	f) release the soft pedal
<i>alla</i>	_____	g) lively
<i>giocoso</i>	_____	h) in the style of
<i>una corda</i>	_____	i) less movement, not too fast
<i>pesante</i>	_____	j) play in a simple manner
<i>sotto voce</i>	_____	k) with intensity or forcefulness
<i>ad libitum</i>	_____	l) well
<i>ben</i>	_____	m) use the soft pedal
<i>scherzando</i>	_____	n) with fire, passion
<i>sostenuto</i>	_____	o) with expression
<i>tre corde</i>	_____	p) soft, a whisper-like feel
<i>meno mosso</i>	_____	q) like
<i>dolente</i>	_____	r) humorously
<i>con espressione</i>	_____	s) agitated
<i>vivo</i>	_____	t) a sudden accent
<i>con fuoco</i>	_____	u) heavily

ROUGH WORK

