



British Columbia
Conservatory of Music

Grade 8

Theory

Examination

August 2022

Candidate Number: _____

Mark: _____/100




Answer all questions in the space provided.


10

1. Write the following scales, **ascending and descending** using **whole notes**:


a) **D sharp minor melodic** from **mediant to mediant** using a key signature




b) **F minor harmonic** from **dominant to dominant** using accidentals instead of a key signature



c) **E flat major** from **submediant to submediant** using a key signature.



d) **Phrygian** mode starting on **G** using accidentals instead of a key signature



2. Name the key of the following passage.

Transpose it **down** a **major 2nd** using the key signature of the new key.


Name the new key.

10

Moderato



Key: _____




New Key: _____

10


3. Write the following using a key signature and accidentals where necessary.

- a) the **dominant** triad of **B minor** in root position; based on the *natural* minor scale.
- b) the **mediant** triad of **E minor** in second inversion; based on the *harmonic* form of the scale.
- c) the **dominant** triad of **B flat minor** in root position; based on the *harmonic* form of the scale.
- d) the **supertonic** triad of **E flat major** in second inversion.
- e) the **tonic** triad of **D major** in first inversion.




10

4. a) Name the following intervals.



b) Invert the above intervals and name the inversions.



5. The key has been given for each of the following **diminished 7th and dominant 7th chords**.

Complete the questions by:

- 1) adding the *key signature* for each.
- 2) adding necessary *accidentals* to each.
- 3) naming the *root* for each.
- 4) naming the position for each using *functional chord symbols*.

10

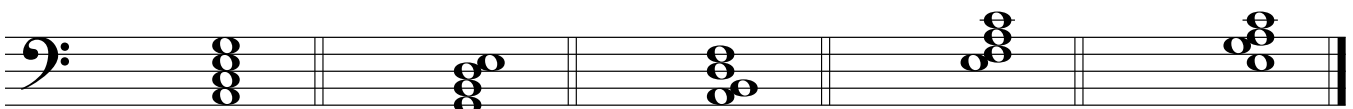
Diminished 7th

Diminished 7th

Dominant 7th

Dominant 7th

Dominant 7th



Key: B^b minor

F minor

E^b major

B major

D major

Root: _____

Position: _____

10

6. For the following composition question:

- a) Name the key
- b) Complete the first phrase and end on an unstable note.
- c) Compose a *contrasting period (phrase)* and end on a stable note.
- d) Draw the appropriate phrase marks.

Key: _____

7. a) Name the key for each of the following melodies.
 b) Write a cadence in **Keyboard Style** at the end of each phrase.
 c) Name each cadence.
 d) Write the *root quality* chords symbols above and *functional chord* symbols below each cadence.
 e) Add rests in measures where required.

10

i.

Key: _____

Cadence: _____

ii.

Key: _____

Cadence: _____

8. Match ALL of the terms in the left column with the English definition in the right column by placing the correct alphabet letter-name in the space provided.

10

- | | | |
|------------------------|-------|--|
| a) <i>schnell</i> | _____ | majestically, in a noble manner |
| b) <i>cédez</i> | _____ | very |
| c) <i>allargando</i> | _____ | not too much |
| d) <i>largamente</i> | _____ | pluck the strings with the fingers |
| e) <i>non troppo</i> | _____ | broadly |
| f) <i>attacca</i> | _____ | with expression |
| g) <i>calando</i> | _____ | becoming slower and softer |
| h) <i>sehr</i> | _____ | suddenly slower, held back |
| i) <i>comodo</i> | _____ | gradually slacken the speed |
| j) <i>doux</i> | _____ | play with the bow |
| k) <i>modéré</i> | _____ | in a hurrying manner |
| l) <i>lebhaft</i> | _____ | at a comfortable, easy-going speed |
| m) <i>mouvement</i> | _____ | proceed to the next section without hesitation |
| n) <i>mit Ausdruck</i> | _____ | fast |
| o) <i>arco</i> | _____ | sweet, gently, calm |
| p) <i>pizzicato</i> | _____ | tempo, motion |
| q) <i>stringendo</i> | _____ | moderately |
| r) <i>léger</i> | _____ | slowing down and increasing in volume |
| s) <i>ritenuto</i> | _____ | lightly |
| t) <i>maestoso</i> | _____ | lively |

10

9a. Add rests in the places indicated by brackets to complete each of the following measures.

Musical staff 1: Treble clef, 5/4 time signature. First measure: quarter note G4, quarter note A4, quarter note B4, quarter note C5. Second measure: quarter note D5, quarter note E5, quarter note F5. Third measure: quarter note G5, quarter note A5, quarter note B5. Brackets indicate rests: one bracket above the first measure, one bracket above the second measure, one bracket above the third measure, and one bracket below the third measure.

Musical staff 2: Treble clef, 6/4 time signature. First measure: quarter note G4, quarter note A4, quarter note B4, quarter note C5. Second measure: quarter note D5, quarter note E5, quarter note F5. Third measure: quarter note G5, quarter note A5, quarter note B5. Brackets indicate rests: one bracket above the first measure, one bracket above the second measure, and one bracket above the third measure.

Musical staff 3: Treble clef, 6/16 time signature. First measure: quarter note G4, quarter note A4, quarter note B4, quarter note C5. Second measure: quarter note D5, quarter note E5, quarter note F5. Third measure: quarter note G5, quarter note A5, quarter note B5. Brackets indicate rests: one bracket above the first measure, one bracket above the second measure, and one bracket above the third measure.

Musical staff 4: Treble clef, 12/8 time signature. First measure: quarter note G4, quarter note A4, quarter note B4, quarter note C5. Second measure: quarter note D5, quarter note E5, quarter note F5. Third measure: quarter note G5, quarter note A5, quarter note B5. Brackets indicate rests: one bracket above the first measure, one bracket above the second measure, and one bracket above the third measure. A bracket below the second measure indicates a rest.

9b. Add the correct time signature to each of the following measures.

Musical staff 5: Treble clef. First measure: quarter note G4, quarter note A4, quarter note B4, quarter note C5. Second measure: quarter note D5, quarter note E5, quarter note F5. Third measure: quarter note G5, quarter note A5, quarter note B5. Brackets indicate rests: one bracket above the first measure, one bracket above the second measure, and one bracket above the third measure.

10. Name the key of the following passage. Complete question A **and** question B.

10



Key: _____

Question A. (5marks)

Rewrite the above passage for **Modern Vocal Score** (also known as **Novello Score**).

Question B. (5marks)

Rewrite the above passage for **String Quartet**. Name the instruments in the space provided above each staff.

-- End of Examination --

- Rough Work -

