



British Columbia  
Conservatory of Music

Grade 8

# *Theory*

Examination

May 2019

Candidate Number: \_\_\_\_\_

Mark: \_\_\_\_\_ / 100




Candidate Number \_\_\_\_\_

Answer all questions in the space provided.


10

1. Write the following scales, **ascending and descending** using **whole notes**:


a) G sharp minor melodic from **dominant to dominant** using a key signature.  
Mark the semitones with a slur.




b) **Lydian** mode starting on **E flat**.



c) D minor harmonic from **tonic to tonic** using accidentals instead of a key signature.



d) E flat major from **leading note to leading note** using a key signature.



2. Name the key of the following passage.

Transpose it **up** an **augmented 4th** using the key signature of the new key.  
Name the new key.


10

**Moderato**

Anon.



Key: \_\_\_\_\_




New Key: \_\_\_\_\_

3. Write the following using accidentals instead of a key signature:


10

- a) the *submediant* triad of E flat major in second inversion.
- b) the *dominant* triad of G sharp minor in first inversion; based on the *natural* minor scale.
- c) the *mediant* triad of E minor in root position; based on the *harmonic* form of the scale.
- d) the *tonic* triad of D flat major in second inversion.
- e) the *dominant* triad of F minor in first inversion; based on the *harmonic* form of the scale.

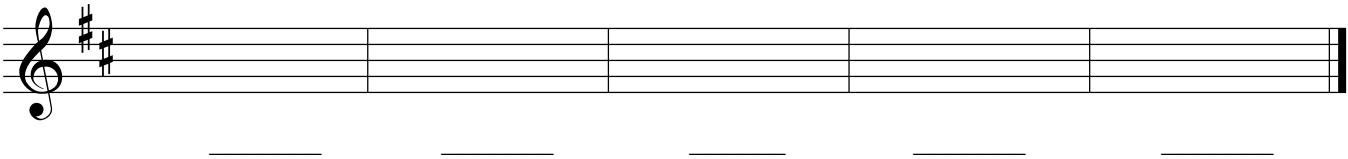


4. a) Name the following intervals.

10



b) Invert the above intervals and name the inversions.




5. The key has been given for each of the following **dominant 7th** and **diminished 7th** chords.

Complete the question by:

- 1) adding the *key signature* for each.
- 2) adding any necessary *accidentals*.
- 3) naming the *root* for each.
- 4) naming the *position* for each.

10



Key:	<u>C # minor</u>	<u>E<sup>b</sup> minor</u>	<u>B minor</u>	<u>E<sup>b</sup> major</u>	<u>D minor</u>
Root:	<u>                    </u>	<u>                    </u>	<u>                    </u>	<u>                    </u>	<u>                    </u>
Position:	<u>                    </u>	<u>                    </u>	<u>                    </u>	<u>                    </u>	<u>                    </u>

6. For the following melody composition question:

10

- a) Name the key
- b) Complete the first phrase and end on an unstable note.
- c) Compose a contrasting phrase and end on a stable note.
- d) Draw appropriate phrase marks.

7. a) Name the key of the following melody.  
b) Write a cadence in *Keyboard Style* or *Chorale Style* at the end of each phrase.  
c) Name each cadence.  
d) Write the *root quality* chords symbols above each cadence.

10

Key: \_\_\_\_\_

Cadence: \_\_\_\_\_

Cadence: \_\_\_\_\_

8. Match each term in the *left* column with its English definition in the *right* column.

10

- |  |   |
|--|---|
| <b>Example:</b> <i>forte</i> <u>  <i>e</i>  </u> | a) fast   |
| <i>strepitoso</i> _____                          | b) lively   |
| <i>schnell</i> _____                             | c) at a comfortable, easy-going speed             |
| <i>non troppo</i> _____                          | d) boisterous, loudly, dynamic                    |
| <i>comodo</i> _____                              | e) <del>loud</del>                                |
| <i>attacca</i> _____                             | f) fairly slow                                    |
| <i>lebhaft</i> _____                             | g) in a hurrying manner                           |
| <i>sehr</i> _____                                | h) sweet, gently, calm                            |
| <i>langsam</i> _____                             | i) proceed to the next section without hesitation |
| <i>stringendo</i> _____                          | j) not too much                                   |
| <i>doux</i> _____                                | k) very   |











10

9. Add rests in the places indicated by brackets to complete each of the following measures.

The image shows three musical staves in treble clef with various time signatures and notes. Brackets above the staves indicate where to add rests. The first staff has brackets above the first and second measures, with a '2' below the second measure. The second staff has brackets above the first, second, third, and fourth measures, with a '3' above the second measure. The third staff has brackets above the first, second, and third measures, with a '4' below the third measure.

# ROUGH WORK

---



10. Name the key of the following passage. Complete question A **and** question B.

**Moderato**

*mf*

Key: \_\_\_\_\_

**Question A.** (5marks)

Rewrite the above passage for **Modern Vocal Score** (also known as **Novello Score**).

\_\_\_\_\_

\_\_\_\_\_

\_\_\_\_\_

\_\_\_\_\_

\_\_\_\_\_

\_\_\_\_\_

\_\_\_\_\_

\_\_\_\_\_

**Question B.** (5marks)

Rewrite the above passage for **String Quartet**. Name the instruments in the space provided above each staff.

\_\_\_\_\_

\_\_\_\_\_

\_\_\_\_\_

\_\_\_\_\_

\_\_\_\_\_

\_\_\_\_\_

\_\_\_\_\_

\_\_\_\_\_

-- End of Examination --