



British Columbia
Conservatory of Music

Grade 8

Theory

Examination

May 2021

Candidate Number: _____

Mark: _____/100




Answer all questions in the space provided.


10

1. Write the following scales, **ascending and descending** using **whole notes**:


a) **F minor harmonic** from **dominant to dominant** using accidentals instead of a key signature
Mark the semitones (half steps) with a slur.




b) **C sharp minor melodic** from **supertonic to supertonic** using a key signature



c) **Dorian** mode starting on **E** using accidentals instead of a key signature



d) **B flat major** from **mediant to mediant** using a key signature.



2. Name the key of the following passage.


Transpose it **down** a **major 2nd** using the key signature of the new key.
Name the new key.

10

Moderato



Key: _____




New Key: _____

10


3. Write the following using *accidentals* instead of a key signature:

- a) the **tonic** triad of A major in first inversion.
- b) the **mediant** triad of B minor in second inversion; based on the *harmonic* form of the scale.
- c) the **dominant** triad of E flat major in root position.
- d) the **supertonic** triad of D flat major in second inversion.
- e) the **dominant** triad of F sharp minor in root position; based on the *natural* minor scale.




10

4. a) Name the following intervals.



b) Invert the above intervals and name the inversions.

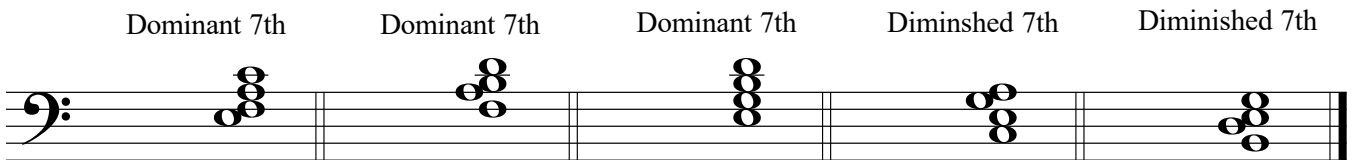


5. The key has been given for each of the following **dominant 7th** and **diminished 7th** chords.

Complete the questions by:

- 1) adding the *key signature* for each.
- 2) adding necessary *accidentals* to each.
- 3) naming the *root* for each.
- 4) naming the position for each using *functional chord symbols*.

10



Key: B major Eb major A major Bb minor F minor

Root: _____ _____ _____ _____ _____

Position: _____ _____ _____ _____ _____

10

6. For the following composition question:

- a) Name the key
- b) Complete the first phrase and end on an unstable note.
- c) Compose a *contrasting period (phrase)* and end on a stable note.
- d) Draw appropriate phrase marks.

Key: _____

- 7. a) Name the key for each of the following melodies.
- b) Write a cadence in *Keyboard Style* at the end of each phrase.
- c) Name each cadence.
- d) Write the *root quality* chords symbols above and *functional chord* symbols below each cadence.
- e) Add rests in measures where required.

10

i.

Key: _____

Cadence: _____

ii.

Key: _____

Cadence: _____

8. Match ALL of the terms in the left column with the English definition in the right column by placing the correct alphabet letter-name in the space provided.

10

- | | | |
|------------------------|-------|--|
| a) <i>léger</i> | _____ | becoming slower and softer |
| b) <i>doux</i> | _____ | majestically, in a noble manner |
| c) <i>schnell</i> | _____ | pluck the strings with the fingers |
| d) <i>mit Ausdruck</i> | _____ | slowing down and increasing in volume |
| e) <i>comodo</i> | _____ | broadly |
| f) <i>sehr</i> | _____ | at a comfortable, easy-going speed |
| g) <i>maestoso</i> | _____ | sweet, gently, calm |
| h) <i>arco</i> | _____ | not too much |
| i) <i>lebhaft</i> | _____ | suddenly slower, held back |
| j) <i>largamente</i> | _____ | in a hurrying manner |
| k) <i>pizzicato</i> | _____ | gradually slacken the speed |
| l) <i>calando</i> | _____ | proceed to the next section without hesitation |
| m) <i>non troppo</i> | _____ | lively |
| n) <i>allargando</i> | _____ | play with the bow |
| o) <i>stringendo</i> | _____ | moderately |
| p) <i>attacca</i> | _____ | tempo, motion |
| q) <i>mouvement</i> | _____ | lightly |
| r) <i>ritenuto</i> | _____ | fast |
| s) <i>cédez</i> | _____ | very |
| t) <i>modéré</i> | _____ | with expression |

9. Add rests in the places indicated by brackets to complete each of the following measures.

10

Musical staff 1: Treble clef, 5/4 time signature. First measure: quarter note G4, quarter note A4. Second measure: quarter note B4. Brackets above the staff indicate the missing rests: a 3-measure rest in the first measure and a 3-measure rest in the second measure.

Musical staff 2: Treble clef, 6/4 time signature. First measure: quarter note G4, quarter note A4, quarter note B4. Second measure: quarter note C5. Third measure: quarter note D5, quarter note E5, quarter note F5. Brackets above the staff indicate the missing rests: a 3-measure rest in the first measure and a 3-measure rest in the third measure. A bracket below the third measure indicates a triplet of three eighth notes.

Musical staff 3: Treble clef, 3/4 time signature. First measure: quarter note G4, quarter note A4. Second measure: quarter note B4. Third measure: quarter note C5. Brackets above the staff indicate the missing rests: a 3-measure rest in the first measure and a 3-measure rest in the third measure.

Musical staff 4: Treble clef, 12/8 time signature. First measure: quarter note G4, quarter note A4, quarter note B4. Second measure: quarter note C5. Third measure: quarter note D5. Brackets above the staff indicate the missing rests: a 3-measure rest in the first measure and a 3-measure rest in the third measure. Brackets below the first and second measures indicate pairs of eighth notes.

Musical staff 5: Treble clef, 4/8 time signature. First measure: quarter note G4. Second measure: quarter note A4. Brackets above the staff indicate the missing rests: a 3-measure rest in the first measure and a 3-measure rest in the second measure.

10. Name the key of the following passage. Complete question A **and** question B.

10

Whimsical



Key: _____

Question A. (5marks)

Rewrite the above passage for **String Quartet**.
Name the instruments in the space provided
above each staff.

Question B. (5marks)

Rewrite the above passage for **Modern Vocal Score**
(also known as **Novello Score**).

-- End of Examination --

- Rough Work -

