



British Columbia
Conservatory of Music

Grade 8

Theory

Examination

August 2019

Candidate Number: _____

Mark: _____/100




Answer all questions in the space provided.


10

1. Write the following scales, **ascending and descending** using **whole notes**:


a) E major from **leading note to leading note** using a key signature.




b) B flat minor harmonic from **tonic to tonic** using accidentals instead of a key signature.



c) D sharp minor melodic from **dominant to dominant** using a key signature. Mark the semitones with a slur.



d) **Dorian** mode starting on **E flat**.

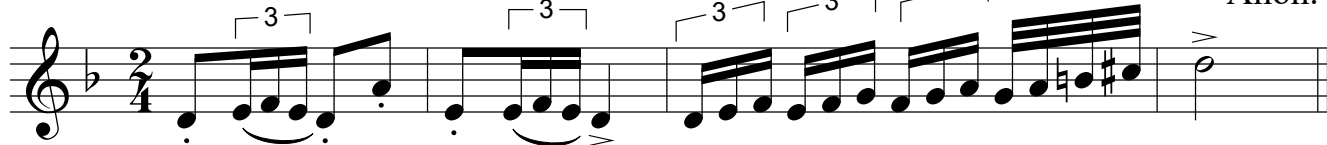


2. Name the key of the following passage. Transpose it **up** an **augmented 4th** using the key signature of the new key. Name the new key.


10

Moderato

Anon.



Key: _____




New Key: _____

3. Write the following using accidentals instead of a key signature:


10

- a) the *mediant* triad of A flat major in first inversion.
- b) the *dominant* triad of F sharp minor in first inversion; based on the *natural* minor scale.
- c) the *mediant* triad of D minor in root position; based on the *harmonic* form of the scale.
- d) the *supertonic* triad of B flat major in second inversion.
- e) the *dominant* triad of B minor in first inversion; based on the *harmonic* form of the scale.

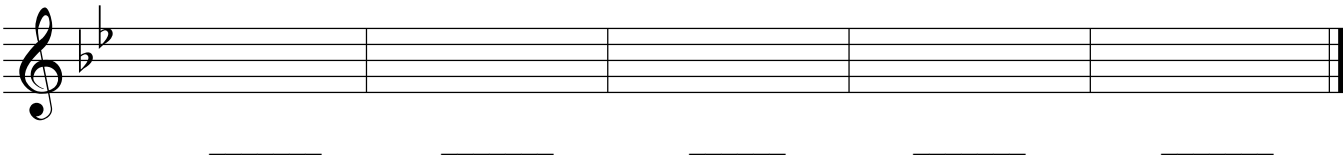


4. a) Name the following intervals.

10



b) Invert the above intervals and name the inversions.




5. The key has been given for each of the following **dominant 7th and diminished 7th chords**.

Complete the question by:

- 1) adding the *key signature* for each.
- 2) adding any necessary *accidentals*.
- 3) naming the *root* for each.
- 4) naming the *position* for each.

10



Key:	B ^b minor	D minor	A ^b major	B minor	C # minor
Root:	_____	_____	_____	_____	_____
Position:	_____	_____	_____	_____	_____

6. For the following melody composition question:

10

- a) Name the key
- b) Complete the first phrase and end on an unstable note.
- c) Compose a *contrasting answering phrase* and end on a stable note.
- d) Draw appropriate phrase marks.

7. a) Name the key of the following melody.

- b) Write a cadence in *Keyboard Style* or *Chorale Style* at the end of each phrase.
- c) Name each cadence.
- d) Write the *root quality* chords symbols above each cadence.
- e) Add rests in measures where required.

10

Key: _____

Cadence: _____

Cadence: _____

8. Match each term in the *left* column with its English definition in the *right* column.

10

Example: *forte* *e*

doux _____

schnell _____

strepitoso _____

allargando _____

calando _____

lebhaft _____

stringendo _____

attacca _____

non troppo _____

pizzicato _____

a) proceed to the next section without hesitation

b) slowing down and increasing in volume

c) not too much

d) lively

e) ~~loud~~

f) boisterous, loudly, dynamic

g) fast

h) sweet, gently, calm

i) in a hurrying manner

j) pluck the strings with the fingers

k) becoming slower and softer

10

9. Add rests in the places indicated by brackets to complete each of the following measures.

10

10. Name the key of the following passage. Complete question A **and** question B.

Moderato

Key: _____

Question A. (5marks)

Rewrite the above passage for **String Quartet**.
Name the instruments in the space provided
above each staff.

Question B. (5marks)

Rewrite the above passage for **Modern Vocal Score**
(also known as **Novello Score**).

-- End of Examination --

ROUGH WORK

